



# EXPOSURE

June - July 2019

Newsletter of the Mount Gravatt Photographic Society Inc. (MGPS)  
PO Box 234  
Mount Gravatt Qld 4122

President: Hector Beveridge  
Newsletter Editor: Cheryl Profke  
Email: [newsletter@mgps.org.au](mailto:newsletter@mgps.org.au)

Club meetings are held on the 2<sup>nd</sup> and 4<sup>th</sup> Wednesday of each month at:  
St. Bartholomew's Church Hall  
Cnr Logan Rd & Mountain St, Mount Gravatt

## IN THIS ISSUE

From the Editor .....	2
Committee 2018 - 2019 .....	3
President's Message .....	4
Positions Vacant .....	5
Lighting Sub-Group .....	6
Annual Competition Changes .....	7
PSQ Convention .....	9
What's on at the Club .....	8
Feature Article .....	11
Date Claimers .....	12
Member Upgrades .....	13
Weekend Away .....	13
Competition Results .....	14
Monthly Competition Subjects .....	15
Photographic Inspiration .....	17
Reusable Matboard Instructions .....	18
Ordering Matboards .....	19
External Competitions .....	20
Mt Gravatt Show .....	21
APS Acceptance List .....	23

## CLUB OBJECTIVES

The Mount Gravatt Photographic Society is a community-based non-profit camera club that is affiliated with the Photographic Society of Queensland (PSQ). The club was formed in February 1967 by a small group of enthusiastic amateur photographers. See <http://www.mgps.org.au/club/about-mgps/club-history> for more details.

### The Aims of Mount Gravatt Photographic Society:

- To foster a love of the art of photography amongst its members and in the community
- To assist members with problems appertaining to photography
- To achieve a more fruitful alliance between the beginner and the experienced photographer
- To present lectures on photography for beginners
- To arrange competitions both within the Society and with other bodies from time to time.

## M.G.P.S. GROUPS – FULL DETAILS AVAILABLE ON THE MGPS WEBSITE

**BEGINNERS/DEVELOPERS GROUP:** Meets on the 2<sup>nd</sup> Wednesday of each month at 5:30 pm, in the small room at St. Bartholomew's Church Hall, cnr Logan Road and Mountain Street, Mt. Gravatt. Coordinator: Julie Geldard. [jules@vidpicpro.com](mailto:jules@vidpicpro.com)  
**\*\*Please contact Julie to advise if you will be attending\*\*.**

**LIGHTING SUB-GROUP:** Meets on the 3<sup>rd</sup> Monday of each month at : pm, at Garden City Library .  
Coordinator: Gary Silk Ph. 0417 895 050 [garysilk@westnet.com.au](mailto:garysilk@westnet.com.au)

**MONOCHROME GROUP:** Meets on the 3<sup>rd</sup> Wednesday of each month at 7:30 pm. Check slides for location.  
Coordinator: Warren Veivers/Cheryl Zwart Ph. 0418 982 240. [monochrome@mgps.org.au](mailto:monochrome@mgps.org.au)

**INTERNATIONAL GROUP:** Meets on the 3<sup>rd</sup> Thursday of each month at various locations. Check meeting slides for location of contact  
Coordinator: John North Ph. 3397 1250. [jonden\\_01@hotmail.com](mailto:jonden_01@hotmail.com)

**DIGITAL GROUP:** Meets on the 4<sup>th</sup> Monday of each month at 7:30 pm sharp. Venue: Garden City Library meeting room.  
Coordinator: Rodney Topor Ph. 0438 112 358. [digital@mgps.org.au](mailto:digital@mgps.org.au)

**COMMITTEE MEETINGS** are held on the 1<sup>st</sup> Monday of each month. If you would like to attend, please contact the Club Secretary to confirm the time and location of this month's meeting: [secretary@mgps.org.au](mailto:secretary@mgps.org.au)

# From the Editor

If you attended the recent PSQ convention, you will know that it was a resounding success. It was very well attended and we had some amazing speakers. The underlying message that I took away was to find what gives you joy and then get out there and do it!

Well done to all who were involved with organising such an informative and entertaining convention. You did MGPS proud.

Our Annual General Meeting is looming in August, so it's time to start searching for members who would like to be involved with the committee, as you must nominate prior to the AGM.

ALL committee positions will be declared vacant at the AGM, and some committee members will not be permitted to renominate for the same position again as

they have already served two years..

We will be seeking a new President to take over from Hector and Suzanne Edgeworth must also step down as Secretary. We also need a new Competitions Officer and Data Projectionist.

I am also unable to continue as Newsletter Editor due to other work commitments. If one of these roles is of interest to you, please speak to a committee member at the next club meeting – we're the ones with the black and yellow badges..

There are also a number of other roles on the committee, which are not executive positions. See page 3 for the full list. Apart from committee positions, the club is constantly in need of members who are willing to step up and be involved in order to help keep the club

running smoothly. Remember, you must be a financial member of the club in order to nominate and also to vote at the AGM.

We've had requests to run the articles about mounting print again, so you'll find these on pages 18 to 19.

Happy Reading!  
Cheryl Profke  
Ph. 0414 786 882

[newsletter@mgps.org.au](mailto:newsletter@mgps.org.au)



## HELPING AT MEETINGS

If you arrive early, please help out where you can by setting up chairs, print stands, screen or tables.

Staying after the end of the meeting to put various equipment items and chairs away is another way to help.

If you see a visitor or new member: make their visit comfortable. Chat and welcome them. This is what the club is about – helping and encouraging people on their journey of photography.

REMEMBER: A club doesn't run by itself.

### CONSIDERATION:

**Please remember that audible conversation during a judging or other presentation is both distracting to the audience and discourteous to the presenter. If you notice the President about to speak, ask your neighbours to please be quiet.**

### PARKING:

Please note that the parking space closest to the back door of the hall is reserved for our guest speakers and judges, who may need to unload gear from their vehicle. Please ensure that you are not blocking other vehicles if you are parked in Mountain Street or in the laneway. Please DO NOT park in the driveway between buildings, as this blocks others who may need to leave early.

## NEW MEMBERS

**A very warm welcome to the following new members:**

**Ian Hunter**

**Michelle Coles**

**Janette Arnold**

**Geoffrey Hui**

## STAYING UP TO DATE

For all the latest news on what's happening at the club and for news on other events and activities, you can join the Club's Facebook Page. – MGPS Members Group. Please ensure that your Facebook page is in the same name as your club membership to be eligible. Watch your inbox for regular club emails as well. If you are not any receiving emails let us know.

**Reminder!**

## Membership Fees are nearly due!

Members can make cheques payable to:  
Mt Gravatt Photographic Society.

You can either pay in person at the next club meeting or post to:  
PO Box 234, Mt Gravatt QLD 4122.

If you would like to pay by direct debit please request account details via our website directing the email to: [treasurer@mgps.org.au](mailto:treasurer@mgps.org.au)

### MEMBERSHIP FEES

APPLICATION FORM – [Download MGPS Membership Application form \(in PDF format\)](#)  
MEMBERSHIP FEES – Joining fee \$15.00 (Once only – if membership is continuous).


	Associate Membership	Spouse or Partner* Membership	Concessional Membership - Pensioners, or full-time Students
Full Membership	\$35.00	\$30.00	\$25.00
*Spouse or partner of an ordinary member, who has already paid \$50 fee			

To help cover running costs, members and associates pay a \$4.00 entry fee at the door each regular club meeting night they attend. Concessional members pay \$3.00. This contributes to room rental, and the cost of supper, etc.

## Committee 2018 -2019

M.G.P.S. COMMITTEE	2018 - 2019
<b>EXECUTIVES</b>	
President	Hector Beveridge
Vice President	Gary Silk
Secretary	Suzanne Edgeworth
Treasurer	Chris Seen
Activities Officer	John Doody
Competitions Officer	Sue Gordon
New sletter Editor	Cheryl Profke
Records Officer	Michael Mitchell
Committee Member # 9	Andrea Ryan
<b>OFFICERS</b>	
Competitions Officer 2	Janet Aldridge
Data Projectionist / Digital Competition	Tony White
Interclub Competition Officer	<b>VACANT</b>
Assistant Treasurer	Wimal Kannangarra
Assistant Activities Officer	<b>VACANT</b>
Equipment Officer	Ajantha Vithange (AJ)
Librarian	Amanda Williams
Welcoming Officer 1 (Door)	Margaret Duncan
Welcoming Officer 2 (Door)	Danielle Pritchard
Welcoming Officer 1 (Visitors)	Ian Henderson
Welcoming Officer 2 (Visitors)	Margaret Yeo
APS Liaison Officer	Cheryl Profke
PSQ Liaison Officer	Sue Gordon
Web Site coordinator	Kevin Dixon
Hunt & Shoot Coordinator	Sam Fernando
Catering Coordinator	Liann Haaima
<b>INTEREST GROUP COORDINATORS</b>	
Digital Group	Rodney Topor
Assistant Digital Group	<b>VACANT</b>
Monochrome Group	Cheryl Zwart
Assistant Monochrome Group	Warren Viewers
Beginners' Group	Julie Geldard
Assistant Beginner's Group	Kevin Dixon / Evelyn Campbell
Inter/National Group	John North
Junior Group	Jan Sharples

# President's Message by Hector Beveridge



HELLO ALL,

Looking forward in my message in the April Exposure I was encouraging members to participate in the annual PSQ Convention and a print exhibition at Garden City Library. The former is done and dusted and the latter on the wall.

Thanks to an excellent response from members the convention was a huge success. The convention began with a very friendly and well attended welcome BBQ on Friday night followed by the light painting workshop hosted by Priscilla Gibbs. These events started proceedings positively, the light painting winning ooh's and aah's from the 30 odd photographers as their new images emerged.

When the convention proper got underway on Saturday morning all speakers were well received by the audience. In the long run it is the speakers who make a convention and I thank them all for giving their time and sharing their knowledge with us. Keynote speaker Prof Des Crawley, who opened and closed proceedings, set the tone for convention theme, Take! Make! Illuminate! by challenging everyone's attitude towards their photography. This theme was continued by all speakers extending to Des' closing remarks.

In addition the workshops, field trips and social events were all well attended and well received. Generally response from delegates was very positive and I am sure the reputation of MGPS has been enhanced in the eyes of visitors from other clubs.

There were 108 registrations including over thirty-five from our club, many of whom assisted in some way to the organisation and or conduct of the event. A mental count, relying on my memory so no doubt short, came up with twenty-two members actively assisting. This genuinely made it a club effort and ensured the convention's success.

Having said this we cannot forget the assistance from the Wynnum Bayside Camera Club, particularly from president Ashley Dickson, Secretary Danielle Metcalf and members Keith Metcalf and Bryan Nugent.

As mentioned earlier the print exhibition is on display at the Garden City Library. My original intention was to get one image from as many members as the space can hold. Unfortunately insufficient members offered images to achieve this so some members have multiple images on display. The quality of the show is not affected however. The exhibition staff at the library are very pleased with the result. My thanks to all those who have made prints available for the exhibition and to John Doody who has professionally organised and curated the entire show.

Make sure you take the time to visit the LOTE area at the library to see the exhibition which runs till the end of June.

On the competition front our club entries for three interclub competitions have been chosen. Congratulations to all who have images in Australia Cup, River City and Interclub Digital competitions. These comps are a good measure of how we are doing photographically. Let's see how we go!

Committee has adopted the Annual competition changes outlined in the last newsletter. These are quite a change from the existing ones. We hope they will encourage greater participation in all sections. The new conditions are being entered into the Handbook on the club website and will be well advertised as the competition approaches.

Committee has also voted to recommend changes to the club rules in two areas:

**In Section 11 - Membership of the Management Committee**, it is proposed section 11.2 be amended to read: *At the annual general meeting of the Association, all the members of the Management Committee for the time being shall retire from office, but shall be eligible for re-election provided that a member shall not serve more than three (3) consecutive years in the position of President.*

**Also Section 28 – Funds and Accounts** - be removed and replaced with section 45 Funds and Accounts and section 46 General Financial Matters in the current Model Rules. The current model rules are in much simpler English than ours. The intent is not changed however except for the provision for payment by cheque. Our rules currently require all payments of \$20 and over to be made by cheque. This change to \$100 under the current model rules which also allow for electronic funds transfer.

The process from here is the proposed changes are submitted to the Department of Fair Trading for vetting and then put to members at the Annual General Meeting for their deliberation.

Talking of the AGM, it is not too far away. All committee positions become vacant at the AGM and a new committee elected. Under the rules the President and Secretary cannot stand for re-election and several other committee members are standing down. We will be looking for a new newsletter editor and competitions officer. As well as committee positions there is a long list of appointed roles within the club, listed in the Handbook, which also need to be filled for the club to run smoothly and effectively.

This is a good time for you to consider what you can do for the club as well as develop your photography.

As always, enjoy your photography and keep looking for those winning images.

Hector 😊

## CLUB POSITIONS VACANT

### NEWSLETTER EDITOR

We will be seeking a new Newsletter Editor to take over this important role from August this year, after the AGM, when all committee positions are declared vacant.

**Cheryl Profke has held this position for the past 3 years and is no longer able to continue, due to other work commitments.**

We need someone who is able to gather and present information for publication. Cheryl is happy to show the new person what is required over the next few months, so that they will be ready to take over in August. Cheryl has created simple templates that you will be able use, if you wish, or you can reinvent to suit your preferences!

It would be acceptable to have more than one person who can assist, but one person must take on the title of Newsletter Editor as this is a position on the MGPS Executive Committee.

**This is a vital role which needs to be filled so that the club can continue to operate effectively.**

If you would like to find out what's involved, and have the opportunity to be more involved in the running of the club, please contact Cheryl Profke as soon as possible. [newsletter@mgps.org.au](mailto:newsletter@mgps.org.au)



### Club AGM in August

At the AGM all committee positions are declared vacant and new nominations must be received prior to the meeting, if possible. If you have been thinking about being more involved with the club, now is a great time to find out more about how you can help.

#### **President, Secretary and Competitions Officer**

These roles have now been filled by Hector, Suzanne, and Sue Gordon respectively, for several years and they will also be stepping down at the AGM.

#### **Newsletter Editor**

We will also be seeking a new Newsletter Editor to take over from Cheryl Profke, who has filled this role for the past 3 years, and is seeking a break from the role, due to work and family commitments. Cheryl will show you what to do.

#### **Data Projectionist**

Tony White also will not be continuing with the role. This role can be shared among several people as it not part of the Executive Committee.

**These roles are vital for the smooth operation of the club, so if you can assist in any way, please speak to a Committee member prior to the AGM in August to arrange your nomination form.**

**Most of these roles are Executive Committee positions, so this is a great way to play a role in the running of the Club. Helpers are always welcome, even if you do not want to take on a formal role on the Committee.**

If you would like to help keep the club running please contact Hector Beveridge [president@mgps.org.au](mailto:president@mgps.org.au) or speak directly to Suzanne, Sue or Cheryl to find out more about what is involved for the above roles now so we can ensure a smooth transition.

## Lighting Subgroup – Monday 17<sup>th</sup> June 2019 and Monday 15<sup>th</sup> July 2019



**WHAT IS THE ONE THING ALL PHOTOGRAPHERS USE IN COMMON?  
IS IT A CAMERA? IS IT A LENS? HOW ABOUT AN EDITING SUITE?  
ABOVE ALL IT IS LIGHT.**

Many photographers only use natural light for their image making. This can limit their image making to usually only shooting during the day until this natural light fades and their exposure times become too long for the image they want.

What about still life, celebrations indoors, birthdays and parties and those projects you would like to undertake but find the lighting daunting? How do we overcome these obstacles? The answer is SUPPLEMENTARY LIGHTING.

This can consist of On/Off Camera Flash, Studio Flash and Continuous Lighting with the use of soft boxes, umbrellas, diffusers, reflectors -both positive and negative, transceivers and receivers etcetera.

The aim of the Lighting Subgroup is to help demystify these terms and how best to use these tools to light your project. The group will attempt to be as hands-on as possible so that you will have practical experience to aid your learning. We will also experiment with bounce flash using the wall or ceiling and what the limitations are.

The venue is The Mt Gravatt Library at Garden City on the 3rd Monday of the month starting at 7.30 pm.

Location: Level R4 - Yellow Car Park Garden City Shopping Centre Cnr Logan Road & Kessels Rd, Upper Mount Gravatt.

Coordinator: Gary Silk. [garysilk@westnet.com.au](mailto:garysilk@westnet.com.au) Mob: 0417 895 050.

**Please bring a USB to the next club meeting on Feb 13th for some information to view before attending the lighting meeting.**

**Don't forget to go and check out our  
exhibition during June at the  
Garden City Library.**

Mount Gravatt Photographic society  
Photographic Exhibition  
Mt Gravatt Library  
June 2019

The club has organised to have an Exhibition at the Mt Gravatt Library in June this year.

All members are invited to submit images to be considered for inclusion in the exhibition. Our objective is to have images of a high quality so the exhibition reflects well on the club however we aim to represent as many club members in the exhibition as possible.

The Library's exhibition space has room for 25-30 images.

The club will not be printing or mounting the photos. Any images selected for display must be printed and mounted by the owner.

The club will prepare the images for display.

To streamline the selection process digital images are to be submitted to John Doody who will coordinate a selection panel to choose the images for exhibition.

#### **.Time line:**

- Digital image submission ends on 18<sup>th</sup> April
- Members advised of selected images by end of April
- Selected mounted photographs will be collected at the club meetings on the 8th and the 22nd of May. (Or may be delivered to John Doody by that date)

#### **Digital Images**

- Submitted digital images to be maximum size 1400 x 1050 pixels (standard club digital submission size).
- Images may be portrait or landscape.
- Files must be named as follows: surname\_initial\_image title. For example for member John Smith submitting an image titled Brisbane Sunset the file should be named as follows: Smith\_J\_Brisbane Sunset
- Images to be submitted on a data stick which has your name, phone number and email address attached.

#### **Mounted Prints**

- Maximum size of the mounted photographs (including the mount) is 500 x 400 mm.
- The minimum overall size is A4.
- The mounting must be rigid so that the photo can be hung satisfactorily as is, that is it will not bend. Best to use Foamcore or rigid cardboard backing. There must be no tape on the back of the mount. The photos will not be framed.
- You must put your name, phone number and image title and email address on the back of the mount.

## Annual Competition Changes

The competition be seen as establishing the Photo of the Year (POTY) in each section, giving the winners greater status.

1. Eligible entries must have been taken within the last 12 months – from entry date gives a full 12 months. This gives ‘of the year’ significance.
2. There will be A grade (A & A Gold) and Non-A Grade (B & AB) competitions
3. The competition includes the following categories:
  - Print - Open Colour
  - Print - Open Monochrome
  - PDI - Open Colour
  - PDI - Open Monochrome (allowing a total of (4) entries per member)
4. First, second, third and HC (at the judge’s discretion) be awarded in each section
5. From the four winning print sections the Champion Print of the Year will be selected. Similarly a Champion Digital Image of the Year will also be awarded.
6. Club points will be allocated as follows
  - Champion 30 Points
  - First 20 points – this was set at last year’s AGM
  - Second 15 points
  - Third 10 points
  - HC 5 points
7. Awards will be:
  - Perpetual Trophy to winner of each Champion image and a smaller to keep trophy.
  - Gold, Silver, Bronze medals to First, Second, third in each section
  - Certificate to all winners including HC.


## Useful Tips




### Add attachments to emails in Mail on Mac

You can include photos, documents and more when you write messages.

When you attach images or PDF documents, you can [mark them up](#) in Mail before you send your message.

### Include photos and other files in emails

In the Mail app  on your Mac, do any of the following:

- Click the Attach button  in the toolbar, locate a file (you may need to click the sidebar button  to see additional folders), select it, then click Choose File.  
  
You can also drag files from the desktop, the Finder, or an app into your message.
- For photos, click the Photo Browser button  in the toolbar, then drag a photo into your message or [take a photo or scan documents](#) using your nearby iPhone or iPad.

By default, Mail inserts images at their actual size. If different sizes are available, you can choose one from the pop-up menu located on the right side of the [message header](#).

# What's On At the Club



- ❖ 12 June – GUEST SPEAKER  
Warren Viewers - Monochrome
- ❖ 26 June – COMPETITION JUDGING NIGHT  
Subject – Nature
- ❖ 10 July – GUEST SPEAKER  
Kris Anderson – Visual communication and  
illustrative photography
- ❖ 24 July – COMPETITION JUDGING NIGHT  
Subject - Movement
- ❖ 14 August – Awards Night & AGM
- ❖ 28 August – COMPETITION JUDGING NIGHT  
Subject - Monochrome



# PSQ Convention

## Light painting Workshop



An enjoyable evening of various light painting techniques at Pandanus Beach Wynnum on the Friday night of the PSQ Convention. Liann, Priscilla, Eligia, Suzanne and Hector organised this and kept us snapping away while they worked their light painting magic for us - it was fantastic!

Kangaroos were spotted on the beach by some photographers and also the 'ghost train' emerging from the water!

Fantastic fun and a great way to meet members from other clubs who were in town for the convention.

# PSQ Convention

The 2019 PSQ Convention, held at Club Manly, over the May long weekend was an outstanding success for MGPS!

Proceedings started on the Friday evening with a BBQ followed by a light painting workshop on the foreshore (see previous page for some images).

The speakers were inspirational, the workshops were informative, the food was fabulous, the raffle prizes generous and the atmosphere was welcoming and friendly.

Congratulations to the organising committee and other helpers who gave up their time to help orchestrate this fantastic event.

The location for next year is still to be announced, but keep the dates free if you'd like to attend next time: 2<sup>nd</sup> to 4<sup>th</sup> May 2020.



# Feature – Nadia in China

**OUR VERY OWN NADIA FILIAGGI WAS RECENTLY INVITED BY THE 'CHINA-AUSTRALIA SECOND INTERNATIONAL PHOTOGRAPHIC FESTIVAL' TO OPEN THEIR EXHIBITION IN PANJIN, CHINA. AS THE AUSTRALIAN GUEST SPEAKER FOR THE EVENT.**

Nadia says, "It was an absolute honour to be invited to take the stage and represent Australia. I hope to organise APS and PSA patronage for the Exhibition in the future to help increase the number of entrants for the committee.

I was in China for six days and was treated to wonderful banquets and was taken around the city to view the sights - it was an amazing opportunity for me."

The Exhibition is conducted to foster friendship and communication between our two countries via the art of photography. This year saw 149 photographers represented in the exhibition, with 99 of those from Australia.

This exhibition shows different aspects of the policy of 'The Belt and Road Initiative', which are achieved through communication, facilities interconnection, trade liberalisation, financial integration, people collection and, of course, just being good neighbours. The organisers' objective is to is to 'build friendly bridges between Australia and China.'



# DATE CLAIMER

## APSCON

**12 – 14 SEPTEMBER 2019 –  
TO BE HELD IN BALLARAT, VICTORIA**



**BALLARAT  
INTERNATIONAL  
FOTO  
BIENNALE  
23 AUG – 20 OCT  
2019**

Registrations are now OPEN

### NEW 4 DAY FORMAT

**Two days** of pre conference photographic opportunities and workshops

**Two days** of APSCON presentations with expert Keynote presenters

- Two days of Biennale Exhibitions and local photography opportunities/workshops
  - Two days of Key Note presentations, APS presentations and business meetings
- (LUNCH INCLUDED WITH MORNING & AFTERNOON TEAS, no afternoon tea sunday)**
- Emphasis on hands on photography in the field
  - Two days of excellent excursions
  - Tours and local photography opportunities
  - Raptors in flight
  - Ballarat wildlife park
  - Private photo session with the knights and wenches of Kryal Castle followed by a special Dinner in the Abbey
  - Portrait and glamour shoots
  - Tour of the biennale international photographer exhibition
  - Core and fringe photography exhibitions throughout Ballarat

Full Details can be found on the APS website:

<https://www.a-p-s.org.au/index.php/apscon>

# Member Upgrades 2019

Congratulations to the following members who will be progressing to the next grade:

## **B Grade to AB Grade**

Margaret Duncan  
Danielle Pritchard  
Robert MacFarlane

## **AB Grade to A Grade**


Michael Keenan  
Caroline Hall  
Cheryl Zwart

## **A Grade to A Grade Gold**

Rodney Topor



Above: Queen Mary Falls  
Below: Dagg Falls



Images courtesy of Cheryl Profke

## Club weekend away Killarney 2<sup>nd</sup> – 3<sup>rd</sup> August

Book your own Accommodation:

- Killarney Hotel Motel
- Killarney Sundown Motel, which has camping facilities
- Killarney View Cabins and Caravan Park, which has camping sites and facilities.

We will visit Queen Mary Falls ,Dagg Falls Browns Fall and investigate the area for more sites to photograph.

Please let Suzanne know if you are wanting to [attend.secretary@mgps.org.au](mailto:attend.secretary@mgps.org.au)

Hopefully have some mist to photograph in the mornings.



L to R: Moss Gardens; View from Carr's Lookout

# Club Competition Results

## April 2019 Competition

Subject: Architecture Points are for those who entered only

Judge: Bernd Stoffl and not an accurate YTD result

A Gold Grade Prints	YTD	A Gold Grade Digital	YTD
David Knell	36	John Doody	165
		Clive Hammond	165
No other entries		Sandra Anderson	150
		Lesley Clark	126
A Grade Prints	YTD	A Grade Digital	YTD
Eligia Sword	165	Ajantha Vithanage	156
Hector Beveridge	162	Bruce McDonald	153
Liann Haaima	147	Sam Fernando	153
		Eligia Sword	144
AB Grade Prints	YTD	AB Grade Digital	YTD
Caroline Marshall	123	Cheryl Zwart	141
Michael Keenan	120	Caroline Hall	135
Margaret Yeo	108	Priscilla Gibbs	126
B Grade Prints	YTD	B Grade Digital	YTD
Margaret Duncan	141	Robert McFarlane	165
Danielle Pritchard	54	Margaret Duncan	144
Amanda Webster	6	Lee Dixon	75

HONOUR AWARDS		APRIL 2019	
Clive Hammond	A Gold	Chris Ross	AB
		Michael Keenan	AB
Rodney Topor	A	Margaret Yeo	AB
Gary Silk (2)	A	Cheryl Zwart (2)	AB
Hector Beveridge	A	Michael Keenan	AB
Eligia Sword	A	Caroline Hall (2)	AB
Liann Haaima	A		
		Joni Keenan	B
Susan Chisholm	AB	Margaret Duncan (2)	B
Paul McKay (2)	AB		

## May 2019 Competition

Subject: Transportation Points are for those who entered only

Judge: Ken Dickson and not an accurate YTD result

A Gold Grade Prints	YTD	A Gold Grade Digital	YTD
David Knell	45	John Doody	183
		Clive Hammond	174
No other entries		Sandra Anderson	162
A Grade Prints	YTD	A Grade Digital	YTD
Eligia Sword	183	Bruce McDonald	171
Hector Beveridge	171	Ajantha Vithanage	168
Liann Haaima	159	Jeffrey Mott	165
Lekha Suraweera	159		
AB Grade Prints	YTD	AB Grade Digital	YTD
Michael Keenan	138	Cheryl Zwart	153
Caroline Marshall	135	Caroline Hall	144
Margaret Yeo	117	Priscilla Gibbs	132
B Grade Prints	YTD	B Grade Digital	YTD
Margaret Duncan	156	Robert McFarlane	189
Danielle Pritchard	66	Margaret Duncan	153
No other entries		Lee Dixon	87

HONOUR AWARDS		MAY 2019	
Lesley Clark	A Gold	Michael Keenan	AB
John Doody	A Gold	Robert Vallance	AB
		Deanne Bale	AB
Gary Silk	A	Michelle Coles	AB
Ann Smallgange	A	Paul MacKay	AB
Jeffrey Mott	A	Kevin Dixon	AB
Sue Niven	A	Susan Chisholm	AB
Ajantha Vithanage	A		
Swarna Wijesekera	A	Robert McFarlane (2)	B

# 2019 Monthly Club Competition Subjects

Subject	Print Due	Digital Due	Judging Date	No of Images	Definition
<b>Movement</b>	26 <sup>th</sup> June 2019	26 <sup>th</sup> June 2019	24 <sup>th</sup> July 2019	1 Set 1 Open	A finished image that depicts motion blur resulting from either long exposure, panning or in-camera movement. The image cannot be a freeze-frame photo. It must show some blur in some part of the image.
<b>Monochrome</b>	24 <sup>th</sup> July 2019	24 <sup>th</sup> July 2019	28 <sup>th</sup> August 2019	1 Set 1 Open	Any photograph containing shades of only one colour. If toning is carried out, it must be over the total photograph - partial toning and/or the addition of one extra colour is not acceptable in a monochrome section.
<b>Old Things</b>	28 <sup>th</sup> August 2019	28 <sup>th</sup> August 2019	25 <sup>th</sup> Sept 2019	1 Set 1 Open	An image that shows something or someone far advanced in the years of its life. Something made a long time ago.
<b>After Dark</b>	25 <sup>th</sup> Sept 2019	25 <sup>th</sup> Sept 2019	23 <sup>rd</sup> Oct 2019	1 Set 1 Open	An image taken at least one hour after sunset or one hour before sunrise (no sunrises or sunsets). Try using ambient light or slow shutter speeds. The use of additional lighting is acceptable.
<b>The Colour Yellow</b>	23 <sup>rd</sup> Oct 2019	23 <sup>rd</sup> Oct 2019	27 <sup>th</sup> Nov 2019	1 Set 1 Open	Any photograph in which the predominant / focal interest of the image is the colour Yellow.
<b>Annual</b>	13 <sup>th</sup> NOV 2019	13 <sup>th</sup> Nov 2019	Sat 7th Dec 2019		Refer to Member Handbook, Trophies are awarded at the Christmas Party.
<b>Open</b>	27 <sup>th</sup> Nov 2019	27 <sup>th</sup> Nov 2019	22 <sup>nd</sup> Jan 2020	2 Open	Any subject that is treated pictorially, embodying the elements of good design, arrangement or composition, which reflects the personal interpretation of the photographer.

Information on how to submit your digital images can be found here:  
<https://mgps.org.au/images/Digital%20entry%20submissions%20form%20Sept%202017.pdf>

Information on how to submit your print images can be found here:  
<https://www.mgps.org.au/index.php/about/members-handbook>  
 For instructions about matting your prints, see pages 18 to 19.

Subject	Print Due	Digital Due	Judging Date	No of Images	Definition
Monochrome	24 <sup>th</sup> July 2019	24 <sup>th</sup> July 2019	28 <sup>th</sup> August 2019	1 Set 1 Open	Any photograph containing shades of only one colour. If toning is carried out, it must be over the total photograph - partial toning and/or the addition of one extra colour is not acceptable in a monochrome section.
Old Things	28 <sup>th</sup> August 2019	28 <sup>th</sup> August 2019	25 <sup>th</sup> Sept 2019	1 Set 1 Open	An image that shows something or someone far advanced in the years of its life. Something made a long time ago.
After Dark	25 <sup>th</sup> Sept 2019	25 <sup>th</sup> Sept 2019	23 <sup>rd</sup> Oct 2019	1 Set 1 Open	An image taken at least one hour after sunset or one hour before sunrise (no sunrises or sunsets). Try using ambient light or slow shutter speeds. The use of additional lighting is acceptable.
The Colour Yellow	23 <sup>rd</sup> Oct 2019	23 <sup>rd</sup> Oct 2019	27 <sup>th</sup> Nov 2019	1 Set 1 Open	Any photograph in which the predominant / focal interest of the image is the colour Yellow.
Annual	13 <sup>th</sup> NOV 2019	13 <sup>th</sup> Nov 2019	Sat 7th Dec 2019		Refer to Member Handbook, Trophies are awarded at the Christmas Party.
Open	11 <sup>th</sup> Nov 2019	11 <sup>th</sup> Nov 2019	22 <sup>nd</sup> Jan 2020	2 Open	Any subject that is treated pictorially, embodying the elements of good design, arrangement or composition, which reflects the personal interpretation of the photographer.

Information on how to submit your digital images can be found here:  
<https://mgps.org.au/images/Digital%20entry%20submissions%20form%20Sept%202017.pdf>

Information on how to submit your print images can be found here:  
<https://www.mgps.org.au/index.php/about/members-handbook>



# PHOTOGRAPHIC INSPIRATION



## INSPIRATION FOR MONTHLY CLUB COMPETITIONS

**JULY – Movement** – Due Wednesday 26<sup>th</sup> June for judging in July.

<https://digital-photography-school.com/how-to-take-creative-landscape-shots-using-intentional-camera-movement/>

<https://digital-photography-school.com/creative-reasons-to-use-intentional-camera-movement/>

**AUGUST – Monochrome** – Due Wednesday 24<sup>th</sup> July for judging in August.

<https://digital-photography-school.com/9-tips-learning-see-monochrome/>

**SEPTEMBER – Old Things** – Due Wednesday 28<sup>th</sup> August for judging in September.

<https://digital-photography-school.com/25-evokative-images-of-abandonment-and-urban-decay/>

OR BROWSE ANY OF THE PHOTO STOCK AGENCIES LISTED.

[www.istockphoto.com](http://www.istockphoto.com)

[www.dreamstime.com](http://www.dreamstime.com)

[www.shutterstock.com](http://www.shutterstock.com)

[www.gettyimages.com.au](http://www.gettyimages.com.au)

[www.123rf.com](http://www.123rf.com)

[www.fotolia.com](http://www.fotolia.com)

## USEFUL STUFF

For anyone looking to improve their photography with some free tips and tutorials, the following websites have a wealth of information. Some also have a free newsletter that you can sign up for, if you wish.

DPS (Digital Photography School) [www.digital-photography-school.com](http://www.digital-photography-school.com)

Cambridge in Colour [www.cambridgeincolour.com](http://www.cambridgeincolour.com)

Digital Photo Mentor [www.digitalphotomentor.com](http://www.digitalphotomentor.com)

Best Photo Lessons [www.bestphotolessons.com](http://www.bestphotolessons.com)

Digital Camera World [www.digitalcameraworld.com](http://www.digitalcameraworld.com)

Australian Photography Magazine [www.australianphotography.com](http://www.australianphotography.com)

Peta Pixel <http://petapixel.com/2014/07/03/best-free-online-photography-courses-tutorials/>

Steve Parish Nature Connect Blog <https://www.steveparish-natureconnect.com.au/steves-blog/page/3/>  
<https://1x.com/>

World Photo Adventures have a free e-book:

<https://worldphotoadventures.com.au/kis-book/>

Check out the Camera Pro blog page for lots of helpful tips tutorials and inspiration. <http://blog.camerapro.com.au/>

## MEETUP GROUPS

Meetup Groups are free to join and usually there is no cost to attend. Some sessions are free though there are other sessions involving tuition which have a fee. They are an excellent way to broaden your horizons. Margaret Yeo.

Landscape group:

<https://www.meetup.com/Queensland-Landscape-Photographers/events/242078842/>

A group focusing on bugs and other macro photography, usually held at the Mt Cootha Botanical Gardens,

[https://www.meetup.com/Brisbane-Bug-Snappers/events/241062080/?rv=md1&af=event&af\\_eid=241062080&https=on](https://www.meetup.com/Brisbane-Bug-Snappers/events/241062080/?rv=md1&af=event&af_eid=241062080&https=on)

# Re-usable Matboard Frame for competition print entries


## HOW TO MAKE A RE-USABLE FRAME FOR YOUR PRINT ENTRIES FOR MONTHLY CLUB COMPETITIONS:

You'll need a backing board and matboard frame of matching size, some packaging tape and/or cloth tape and some 'Micropore' tape, which is available from chemists or Priceline stores.



### STEP 1


Line up the edges of your matboard and frame and hinge them with either a strip of packaging or cloth tape down one side on what will become the inside of the frame.



© 2019 Cheryl Profke

### STEP 2

Create a frame of packaging tape on the backing board as shown in the photos. Your print can then be attached to either the packaging tape or the back of the cardboard frame using Micropore tape. Or attach your photo directly to the front the matboard if you prefer.



When submitting your entries, please ensure that there is **NO** tape on any external edge of the frame.

We have had some entries damaged by tape from other people's frames. **Your entries may be rejected if this occurs.**

### STEP 3

Make some loops of Micropore tape to seal the frame shut at each corner.

This makes the board easily re-usable as the Micropore pulls away without damaging either the matboard or your photo.

As all the tape is contained within the inside of the frame, it also means that **YOUR FRAME CAN'T DAMAGE ANYONE ELSE'S PRINTS.**

\*\*Matboards and foam boards can be ordered online from Fix-A-Frame at Mt. Gravatt. See next page for instructions.



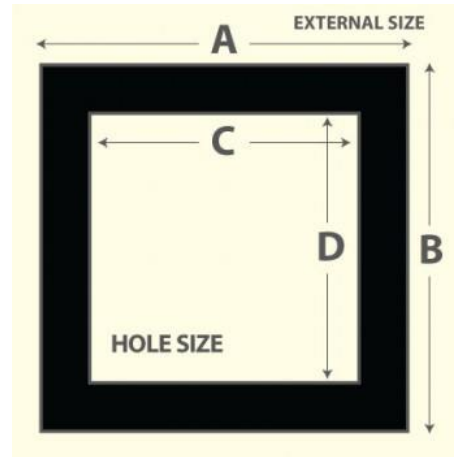
## FORMULA

Actual Width of your print - 5 mm = C

C + 80 mm = A

Actual Vertical height of print - 5mm = D

D + 80 = B



The 5mm can be any size you decide - 5mm means that the board will cover 2.5mm of your print all the way around the edge. I used to order it in 4mm (2 mm coverage over my print) but I found that it sometimes was a little too close.

The 80mm can be any size you want – 80mm means you will have a border around your print 40mm in width.

Now, the hole placement I usually leave centred but you can change that because some people prefer a Museum format. (the bottom width a bit wider than the rest of the frame)

You can also order the backing for your print by entering the same dimensions for A and B without cutting out the hole. Where it asks for hole size just write 'no hole' in those boxes.

You will find in the Newsletter there are instructions on how to prepare your print for competition. In the Handbook there are instructions on what information is to be recorded on the back of your entry. The Mat Board can, of course, be re-used if you order the same size prints for other comps.

## ORDERING MAT BOARDS FROM FIX-A-FRAME MT GRAVATT

Here are the steps to completing the order on-line.

Go to: <https://www.fixaframe.com.au/online-store>

- Click on 'Mat Boards'
- Click on whichever colour you require (mostly everyone uses black in our club)
- On the right hand side of the page it asks for the measurements – now use the formula to help you enter the figures
- Then just add to cart
- Continue to checkout

I write in the notes when I want to collect the board – I usually give them 24 hours and they always have them ready for me.

There is no charge if you collect the Mat Board yourself from their store – the delivery charge is so expensive.

Remember that ordering the Mat Board on-line is the way to go – the price is ridiculously more expensive if they take the measurements for you.

© 2019 Nadia Filiaggi

## External Competitions to Enter Closing Shortly...

### Closing during June 2019

Vigex 20th International Photographic Print Salon	2019/07	2nd June 2019
6th Queensland International Digital Circuit 2019: Gold Coast	2019/12 2019/13	
Maryborough	2019/14	3rd June 2019
Mount Gravatt	2019/15	
Townsville		
49th Royal Adelaide Show Exhibition of Photography 2019	2019/23	21st June 2019

### Closing during July 2019

15th Pakenham National Exhibition of Photography 2019	2019/24	12th July 2019
34th National Perth Photographic Exhibition 2019	2019/21	19th July 2019
APS AV Spring National 2019	2019/25	26th July 2019

More information is available on the APS website:

<https://www.a-p-s.org.au/index.php/competitions>

## Other Competitions to Enter & Things to Photograph or See...

### The Mono Awards

Like the best black and white photography, The Mono Awards is simple: a photo competition of just two categories, People and Places. Run by [Australian Photography](#) and [Capture](#).  
[www.themonoawards.com.au](http://www.themonoawards.com.au)

### Photographer of the Year 2019

Coming soon. Pre-earlybird entries open June 5.  
<http://www.australianphotography.com/poty>

### World Press Photo Exhibition 2019

Brisbane PowerHouse 13 July to 4 August.  
119 Lamington St, New Farm  
Free admission  
Mon: 9.00 am to 5.00 pm  
Tue to Sun: 9.00 am to 7.00 pm



# MT GRAVATT SHOW

THE BEST LITTLE SHOW IN THE CITY  
27<sup>th</sup> & 28<sup>th</sup> July 2019

## PHOTOGRAPHY



PROUDLY PRESENTED  
BY

### MT GRAVATT PHOTOGRAPHIC SOCIETY

Mt Gravatt Show Society, 1644 Logan Road, Mt Gravatt Q 4122  
P.O. Box 408, Mt Gravatt 4122  
Ph: 07 3349 1801 - Fax: 07 3849 8121  
Email: [info@mtgravattshow.com.au](mailto:info@mtgravattshow.com.au)  
[www.mtgravattshow.com.au](http://www.mtgravattshow.com.au)

More information and entry forms can be found at:

<http://www.mtgravattshow.com.au/wp-content/uploads/2019/05/Photography-2019.pdf>

### CLASS DEFINITIONS: PLEASE READ CAREFULLY

#### Monochrome Prints:

An image that gives the impression of no colour. ie: contains only shades of grey which can include pure black, pure white, or gives the impression of being a greyish image that has been toned in one colour across the entire image. (ie: Sepia, Red, Gold, etc.)

#### Colour Prints:

Any print that is not a monochrome print.

#### Creative

An image which displays a novel effect because of an unusual combination of objects and/or unusual point of view. Images may be modified before or after exposure by using experimental techniques. Digital manipulation may be used providing the original image was taken by the entrant and manipulation is performed by the entrant. All elements must be the work of the entrant.

#### Nature:

Nature photography is restricted to the use of the photographic process to depict all branches of natural history, except anthropology and archaeology, in such a fashion that a well-informed person will be able to identify the subject material and certify its honest presentation. No techniques that add, relocate, replace, or remove pictorial elements except by cropping are permitted.

Photographs of human created hybrid plants, cultivated plants, feral animals, domestic animals, or mounted specimens are ineligible, as is any form of manipulation that alters the truth of the photographic statement. Stitched images are not permitted. Images can have landscapes, geologic formations, weather phenomena, and extant organisms as the primary subject matter.

Marine subjects and botanical subjects (including fungi and algae) taken in the wild are suitable wildlife subjects, as are carcasses of extant species taken with the subjects in controlled conditions, such as zoos, game farms, botanical gardens, aquariums and any enclosure where the subjects are totally dependent on man for food.

#### Novice / Open Mounted Colour or Monochrome Prints

A person who has not received any Award in any show or Photographic Competition other than a Beginner's grade at a Camera Club.

#### Students Class A: Grades 1-6

Prints in Colour or Monochrome. Prints must be a **minimum size of 5" x 7", maximum size of 10" x 8"** (Images must be mounted or attach image to strong thick black cardboard as mount.)

#### Students Class B: Grades 7-10

Prints in Colour or Monochrome. **must be minimum size of 8" x 10" maximum size 8" x 12"** (Images must be mounted or attach image to strong thick black cardboard as mount.)



### PRIZES: \$500.00 in CASH and AWARDS

ALL AWARDS WILL BE AT THE DISCRETION OF THE JUDGES

GRAND CHAMPION PRIZE MONEY \$50.00 Plus Ribbon

PEOPLE'S CHOICE AWARD PRIZE MONEY \$30.00 Plus Ribbon

#### PRIZE MONEY IN EACH CLASS:

FIRST- \$30.00 SECOND - \$20.00 THIRD - \$10.00

STUDENTS - A & B CAEGORIES - FIRST \$15.00 SECOND \$10.00 THIRD \$5.00

CARDS: For First, Second, Third, Highly Commended in each Class.

#### CONDITIONS OF ENTRY:

- 1: Class definitions must be strictly adhered to. (See Entry Form).
- 2: Neither the Show Society nor the Stewards are responsible for loss or damage of entries. All reasonable care will be taken with work entered.
- 3: Entries: Completed Entry Form , Fees and I prints should be delivered to Mt Gravatt Show office 1644 Logan Road received by 4 pm Friday 12<sup>th</sup> July 2019 (office hours 9 am to 5 pm Wed to Friday)
- 4: Entries that have return postage and packing included will be posted during the week after the show. All other entries can be collected from Mt Gravatt Show office on Wednesday 31<sup>st</sup> July & Thursday 1<sup>st</sup> August 2019  
NO responsibility can be accepted for any uncollected entries.
- 5: Photographs must be the bona fide work of the entrant.
- 6: Prints may be commercially processed.
- 7: Prints in Class 1 to 5 must be suitably mounted on card or matboard (No framed entries will be accepted) **Minimum size 20 cm x 25cm (8" x 10") including Mount. Maximum size 50cm x 40 cm (20" x 16") including Mount. No Velcro on Mounts.**
- 8: **Prints in Class 6 must be a minimum size of 5" x 7" maximum size of 10" x 8" and must be mounted on stiff black cardboard.**  
**Prints in Class 7 must be minimum size of 8" x 10" maximum size 8" x 12" and mounted on stiff black cardboard.**
- 9: The back of each mount must be marked with the name and address of the entrant, Title ,Class Section number of entry to agree with entry form, and an arrow indicating the right way up.
- 10: Prize winning prints and others specially nominated by the judge will be displayed. Remaining accepted prints shown at the discretion of the Stewards as display space permits.
- 11: Permission is assumed to reproduce any entry for publicity purposes.
- 12: All prints are to be delivered in a suitable folder / envelope / bag with name on the outside for identification. Please ensure prints will not fall out.

#### EXHIBITION CALENDAR:

CLOSING DATES: Friday 12 <sup>th</sup> July 2019	EXHIBITION VENUE: MEMORIAL HALL (Lower Level) MT. GRAVATT SHOWGROUNDS
JUDGING DATE: Thursday 25 <sup>th</sup> July 2019	
EXHIBITION DATE: Sat 27 <sup>th</sup> & Sun 28 <sup>th</sup> July- 2019	ENTRIES CAN BE COLLECTED Wed or Thurs after July 29 <sup>th</sup> from Mt Gravatt Show office



## PROFILES NEEDED

We still need profiles – this is your opportunity to introduce yourself to other members and feature some of your best shots.

### Profile Questions

Firstly a little bit about you and your Background.

1. What led you to photography?
2. What was your first camera and what are you using now?
3. Do you have a specific style of photography that you prefer?  
What do you love about it?
4. Which photographers inspire you?
5. Where do you go from here?
6. What tips can you offer other photographers?

If you could also provide me with about five of your favourite pics that you would like to showcase and a profile pic of yourself, that would be great!  
Thanks.

Contact the Newsletter Editor at:

[newsletter@mgps.org.au](mailto:newsletter@mgps.org.au)

## Going to be away on a judging night?

You can submit early entries!

Contact:- Sue Gordon

[sueanddennisgordon@yahoo.com.au](mailto:sueanddennisgordon@yahoo.com.au)

for Print entries,

and Tony White [digitalcomp@mgps.org.au](mailto:digitalcomp@mgps.org.au)

for Digital entries.

## Missing your name badge?

If you have recently joined the club and you have not received your Member's Handbook and name tag, please see one of our friendly welcoming officers at the registration desk.

## Have you won an Award?

If you have won an award outside the club please send your results to Michael Mitchell [Records@mgps.org.au](mailto:Records@mgps.org.au) for registration so that your points can be entered to your file. ASAP. The club offers Bronze, Silver and Gold Awards. Full Details are in The Blue Book.



# Mt Gravatt Photographic Society

## Get involved!

Please consider helping in some way to keep **YOUR** club running smoothly.  
Just speak to a committee member at the next meeting.

## Points allocation for club and other competitions

For full details of the points allocated for our regular monthly club competitions and other competitions, please refer to page 30 of your Members Handbook.

When people look at my pictures I want them to feel the way they do when they want to read a line of a poem twice.

**Robert Frank**

# Considering entering national or international competitions? Please refer to the APS website, as this information has changed recently: <https://a-p-s.org.au/index.php/downloads/honours>

## INSTRUCTIONS FOR COMPLETION OF ACCEPTANCE LIST

**Approvals:** Acceptances in an Australian National Exhibition approved by APS are claimable for LAPS and AAPS. Acceptances in an International Exhibition approved by APS, FIAP, RPS, PSNZ, UPI or a Section of the Exhibition approved by PSA are claimable for LAPS, AAPS and FAPS.

**LAPS:** 50 acceptances are required including 10 acceptances from National or APS Approved International Australian exhibitions. No more than 15 acceptances can be claimed from any one country other than Australia which is unlimited. No awards are required.

**AAPS:** 100 acceptances are required including 20 acceptances from National or APS Approved International Australian exhibitions and may include those gained for LAPS. No more than 25 acceptances can be claimed from any one country other than Australia which is unlimited. 20 titles must have 2 or more acceptances. 5 different images must receive awards. No more than 2 awards are claimable from any one country other than Australia which is unlimited.

**FAPS:** 200 acceptances are required, all from International Exhibitions including 10 acceptances from APS Approved International Australian exhibitions and may include the acceptances gained in International Exhibitions for LAPS or AAPS. No more than 25 acceptances can be claimed from any one country other than Australia which is unlimited. 40 titles must have 2 or more acceptances. 10 different images must receive awards from 5 different countries.

**Titles:** List the titles of the claimable acceptances for the Honour currently being sought including those previously used for LAPS and/or AAPS if claimable.

Do not list more than 20 additional acceptances beyond the requirement for the Honour currently being sought, ie. list a maximum of 70 acceptances for LAPS; 120 acceptances for AAPS; or 220 acceptances for FAPS.

Each acceptance must be completed in full and detailed on one line only. Do not leave blank lines between acceptances.

List all acceptances by their Original Title followed by their Other Title where applicable—ie. Original Title : Other Title.

**Exhibition:** The Exhibition name may be abbreviated, eg. 'Sydney International' for the 'Sydney International Exhibition of Photography'.

**Year:** List the Year of the Exhibition by the closing date of the Exhibition, eg. 2013.

**Country:** List the Country conducting the Exhibition, eg. Australia. For a Circuit which includes more than one country, specify the country which is conducting the Exhibition within the Circuit. For Circuits or Exhibitions in the United Kingdom, specify the country as England, Scotland, Wales or Northern Ireland according to where the Exhibition is being conducted—these locations will be accepted as separate countries for the country limit.

**Approval:** List one form of Approval for the exhibition, eg. APS 2014/01; FIAP 2014/002; PSA ND, etc.

**Awards:** Awards are defined as 1st, 2nd, and 3rd placings, Trophies, Medals, Diplomas, Judge's Choice, Honourable Mentions, Certificates of Merit, or Highly Commended. List any Award obtained for the acceptance, eg. APS Gold Medal.

**Country Acceptance No.:** For each country, number each acceptance in the same country with a consecutive number noting the minimum number of Australian acceptances required and the other country limits applicable to each Honour set out above.

Do not claim acceptances exceeding the country limits.

**Claimable Award:** If the Award is claimable for the Honour being sought indicate Y for Yes. If it is not claimable because it exceeds the country limit on Awards indicate N for No.

**Multiple Title No.:** Each title which receives a second acceptance becomes a 'Multiple Title' set. Number the first 2 acceptances of each Multiple Title set with a consecutive Multiple Title No., eg. the first and second acceptances of title 'Blue' are numbered '1'; the first and second acceptances of title 'Red' are numbered '2'; the first and second acceptances of title 'Yellow' are numbered '3', etc. You must have 20 Multiple Titles sets for AAPS and 40 Multiple Title sets for FAPS.

**Catalogue Type:** Specify the type of catalogue, **P** for a printed catalogue; **CD** for a CD or DVD catalogue; or **W** for a web (online) catalogue.

**VO:** This column is for the Verifying Officer's initials. **The VO and the applicant must also sign the front page of the application.**