

THE FLIGHT OF THE BALLERINAS

By Julie Geldard AAPS AFIAP

The world and its beauty have been turned around over the last 18 months as we all learn to look in other directions for photographic subjects.

The joys of the culture of Cuba, Rajasthan, Sri Lanka and Africa have been my favoured locations for every photographic genre. A friend once said to me during a tough time of my life, "A person who can adapt to change will endure life's challenges with greater ease". We have all been challenged to adapt to our new COVID life without the photographic opportunities of overseas travel.

I reached deep into my storehouse of past photo-shoots while here in Australia and remembered the brilliant images *iPhotographMagic* members had taken during a series of ballerina shoots with my portrait genius Tony Scott. This was over ten years ago. Ideas began to blossom as I chatted to my partner, Peter Crichton, who is one of Gold Coast's most outstanding and experienced portrait photographers. Our *Ballerinas in Flight* series began to evolve.

I am known for my habit of overdoing what I offer in my tours and workshops. My creative mind went into overtime as I began to conceptualize each workshop to incorporate skills from several genres of photography. Originally, I was inspired by the Queensland Ballet's *Go Bush Tour* in the 1990's when the dance troupe visited my family farm outside of Miles, Qld for a photoshoot with my father. The Director of the Qld Ballet had chosen my Dad as a typical farming man on his Massey Ferguson tractor, which they used as the stage prop. This memory and image were emotionally powerful for me. My sister now has the



Gabby in flight Peter Crichton – f4 1/800 ISO 1600 Focal length - 47mm (No Flash)

famous prop and it is in working condition, so our *Ballerinas in the Bush* shoot evolved around the "Fergie", as it was known to us as children.

My friend Lenore, who owns a dance school at the coast, was enthusiastic to assist with



INSIDE

The Flight of the Ballerinas	1-4
City Photo Shoot	5
From the Editor & the President	6
Competition Winners	7-8
Monochrome Group Activity	9
Club Meeting 11 August	10
Updates	11
August Photo Shoot	12
Honours from June	13-15
Results July Digital & Print Competition	17-18
Competition Schedules & Opportunities	19
Competition Opportunities	20

organizing five lovely, variously costumed ballerinas to dance at my

sister's historical homestead in Sarabah Valley at the bottom of O'Reilly's. Peter planned natural light shots inside the homestead with the antiques and backgrounds perfect for the hues of the ballerinas' costumes. I set up black backgrounds for my planned ICM shoots, which is the genre of photography that currently lights my fire. While Peter gave instructions on how to shoot a portrait with natural light, I took another four photographers to capture two ballerinas in flowing dresses twirling in front of the black background. We used slow shutter speeds of 1/10 or 1/2 of a second and moved our cameras with the dancers to create an impressionist effect.

As the light dropped into the golden hour, we took the photographers outside for Peter to pose the ballerinas



Image Julie Geldard – f8 1/500 ISO 400

on the Fergie tractor. This was complemented by my sister's pet cow insisting on being part of the shoot. The backlight coming through the grasses lit up the girls' tutus and gave a surreal dreamlike setting. Such a successful shoot must be repeated, so the *Flight of the Ballerinas* was taken to the beach.

Sunset at Wellington Point was our next location, with our challenge being to capture the ballerinas in full flight as they

performed the Jete' leaps over the sun melting into the horizon and filling the sky with burnt orange. Our photographers required a higher shutter speed of 1/500 but also had to lock their focus onto the model and set their exposure for the bright sky. This technique proved to be challenging for many of us. After some practice, everything came together to achieve brilliant shots of our ballerinas high above the horizon in full Jete' flight. I used my saris from India to create extra flow of movement behind the ballerinas.

After the sun set, we took our ballerinas to the eastern side of Wellington Point to have the blue sky behind them. While they twirled their long flowing dresses, photographers were able to practice their ICM and in-camera double images. I suggested taking one shot on fast shutter speed to capture the details of the ballerinas and the second one on slow shutter speeds of approximately 0.2 of a second.



Image Julie Geldard f11 1/1260 ISO 1000 (No Flash)

The double image creates amazing unique images which are never able to be captured again. It is this unique photographic art that appeals to me in my photography. The outcome is like a painting, a piece of photographic art.

The next segment of our *Ballerinas in Flight* workshop was the most difficult as it involves flash. As you might be aware, many photographers, come up against a mental brick wall when using their flash. I used to say that I was a



Image Steve Noble: f11 1/640 ISO 100



Image Judy Neumann



Image Cheryl Nancarrow – f7 1/3 ISO 160

use your flash?” I embarrassingly agreed this was true. I am now most confident with my flash thanks to taking the plunge and getting over my reluctance to use it.

Controlled use of your flash will add such benefits to your images that I strongly suggest adding this skill to your photographic toolbox. Perfect timing and perfect flash settings are essential to capturing powder throwing images. Peter and I organized the coloured powder and asked our ballerinas to wear their old tutu's and throw the powder into the air as our photographers used their flashes to capture the effects. We divided into two groups to avoid flash overlay.

Ballerinas in Flight has also been held recently at Rainbow Bay with the birds and surfers as our secondary subjects and the surf rolling in our backdrop.



Image Peter Crichton – f4 1/80 ISO 1600 Flash TTL -1

How amazingly lucky we are here in Queensland to have ridden out one of the worst pandemics in the history of the world and still be able to bring joy through photography to participate in such a unique event as *Ballerinas in Flight*. Without the joint input of Peter Crichton, Lenore Robbins and her ballerinas and the enthusiastic photographers of iPhotographMagic Facebook group this event would still be a dream. I hope you have enjoyed and been inspired to create your own

dream shoots which will bring you and those involved the empowerment of creation and the fulfillment of a unique outcome.



Image Julie Geldard - f11 1/1260 ISO 1000 (No Flash)

Julie Geldard Director of iPhotographmagic.com (Facebook - [iPhotographMagic](https://www.facebook.com/iPhotographMagic))
[Jules Magic.com](http://JulesMagic.com) SantaBeachPhotos.com

CITY PHOTOSHOOT



Gwenda Kruger



Rob Vallance

Saturday 24th July a hardy bunch of keen photographers rolled up for an 8 o'clock start at the Garden Point end of the Goodwill Bridge. I don't know how Rob Vallance arranged it but we were greeted with some lovely fog followed by glorious sunshine on a QUT open day. The morning provided a diverse range of photo opportunities followed by good coffee and snacks socialising with a great group of people. *Ian Sweetman*



Brendan Barker



Ian Sweetman

From the white roofed house



Greetings one and all,

Another month of outings and many images made by us. To be able to go out and about with our cameras has been a blessing. We must not be complacent as things can change on a cough or a sneeze. I had the good fortune to be able to use the services of an outstanding model recently to get some shots which some may have seen. The day was greatly enjoyable and productive. I shot with Nadia Filiagi and I supplied the lighting for the aforementioned images.

My time as President is drawing to a close with the AGM in September. Remember that you have to be financial to be able to vote at the AGM, so now is the time to renew your membership. We have a number of positions coming vacant so now is the time for you to become involved at a different level and nominate for one of them.

Stay Covid aware and social distance.

Cheers for now,

Gary Silk

Making your special experiences a feature for all Club members

Each month, our newsletter commences with a feature article generally based on the experiences of one of our club members. It is a good way for us to get to know each other as well as learn about other photographic opportunities. We have many members having all sorts of photographic adventures from around the house to far afield. Please let me know what you have been doing and we might be able to turn this experience into a feature article. You can either write it yourself or I can write it with your input. In the latter case, I send you some questions and I write the article based on your responses. I send it back to you for checking before publication. With each feature article, I like to have four to six images to illustrate what you are doing. Please consider this way of contribution to our newsletter.

This month I thank Julie Geldard for her inspiring article on her *Flight of the Ballerinas* project. I had seen some of these photos on Facebook, but I had no idea of the context. Julie's creativity and expertise in harnessing the enthusiasm of fellow photographers really comes through in her article. Julie is a long serving club member who has made an enormous contribution over many years in mentoring members new to photography.

I also thank Cheryl Zwart for contributing information about the interesting Monochrome Group's activities. Thanks also to Margaret Kemmery for her article on this activity. Rob Vallance has another fascinating photo shoot planned for August to follow on from the city photoshoot enjoyed by fifteen club members.

Our mid-month meetings have been very stimulating this year and Suzanne Edgeworth has another interesting speaker lined up for 11 August – Charles Niautou. Each of these presentations is helpful for our competitions as they focus on future set subjects.

As usual, I always welcome short articles, pieces of news as well as suggestions. Please send these to newsletter@mgps.org.au. On a final note, I struggle each month with images moving all over the place in a Word doc. I would like to shift to using publisher but am not familiar with the software. I would be delighted if a club member would volunteer to put an existing newsletter into Microsoft Publisher so I could use that as a template. Then you might be able to instruct me on how to change the template. I would send any volunteer the Newsletter as a word doc through drop box. Fingers crossed we have an expert out there.



Paul Mackay

COMPETITION WINNERS

MGPS members perform well in the 8th Queensland International Digital Circuit & Mt Gravatt Show



APS Bronze Medal - Bruce McDonald *Arm in arm*



APS Merit - Sam Fernando *Light Painting & Red Dancer*



FIAP HM - Chris Seen *Purple Dragons*.
This image also won Chris Overall Grand Champion in the Mt Gravatt Show photographic division



Mt Gravatt Show – Geoff Hui's winning nature entry



Mt Gravatt Show – Chris Seen's winning mono entry



Mt Gravatt Show Rob Vallance's winning entry

Winning entries of MGPS members who entered the Mt Gravatt Show

Mono Prints

- 1st. Chris Seen --Contemplation
 2nd. Geoffrey Hui---- A helping Hand
 3rd. Geoffrey Hui----- Stripes
 H/C, Geoffrey Hui----- Seeking Sanctuary

Colour Prints Open

- 1st. Chris Seen----- Purple Dragons
 2nd. Geoffrey Hui----- Sunset Over the Eternal City
 3rd. Chris Seen ----- Millions to Smile About
 H/C. Robert Vallance ---- V. Dub

Creative Prints Open

- 1st. Robert Vallance----- Cycles
 2nd. Robert Vallance----- West Village
 3rd. Geoffrey Hui ----- The Blues
 H/C. Robert Vallance ----- Looking Down

Nature Colour or Mono

- 1st. Geoffrey Hui ----- Father and Son
 2nd. Geoffrey Hui ----- Spotted
 H/C. Geoffrey Hui ----- The Stare

Grand Champion

Chris Seen ----- Purple Dragons.



MGPS members staffed the photographic display at the Mt Gravatt Show. Suzanne Edgeworth expresses her appreciation to the following members for their assistance: Andrea Ryan, Robert Vallance, Sue Juang, Joni Keenan, Trish Dixon, Michelle Coles, Amanda Williams, Janet Rowe, Hector Beveridge, Susan Chisholm and Priscilla Gibbs.

2020-2021 MGPS MONTHLY COMPETITION WINNERS

Place	B Grade Digital	Points
1st	Dorothy Harkins	189
2nd	Christine Jull	183
3rd	Janet Richardson	180

	AB Grade Digital	
1st	Heidi Wallis	207
2nd	Chris Seen	198
3rd	Mangala Jayasekera	192

	A Grade Digital	
1st	Geoffrey Hui	231
2nd	Jackie Dawson	201
2nd	Cheryl Zwart	201
3rd	Paul MacKay	180

	A Gold Grade Digital	
1st	Clive Hammond	87
2nd	Julie Geldard	84
3rd	Rodney Topor	30
3rd	John Doody	30

Place	B Grade Prints	Points
1st	Dorothy Harkins	93
2nd	Janet Richardson	78
3rd	Susan McCory	63

	AB Grade Prints	
1st	Heidi Wallis	96
2nd	Trudi Aykens	78
3rd	Robert Vallance	72

	A Grade Prints	
1st	Geoffrey Hui	105
2nd	Jackie Dawson	102
3rd	Rosslyn Garnett	93

	A Gold Grade Prints	
1st	David Knell	15

MONOCHROME GROUP MODEL SHOOT

The monochrome group had a get together on Saturday 17 July at Dutton Park Cemetery. Although the property dwellers were very quiet, an adventurous and enthusiastic group went about photographing staged mourners and some that had enjoyed life previously. Derek the skeleton was just happy to lounge around and to be placed in any position that his owner preferred. Natalie a wonderful model gave us some opportunities to photograph her in a mourning outfit she had made herself. Ashley Dickson (president of Wynnum Manly Camera Club) made his modelling debut and was proven to "cut the mustard" as an up-and-coming model. Joni Keenan recruited her granddaughter and boyfriend (Joel and Georgia) to experience the wonder of modelling. They did a great job. Attached you will see a collection of photos representing our morning out. *Cheryl Zwart*



Photo by Bruce McDonald

Another great outing to Dutton Park Cemetery for members of MGPS. Cheryl had put a lot of effort into organizing this event complete with models, some in Victorian costume. What people would not realise is the effort Cheryl put in to make a top hat. With me as assistant we spent 5 hours and ended up with a very wonky top hat that we hoped would fit Ashley's head.

Ashley from Wynnum club had volunteered to be a model complete with a period coat and waistcoat. He added to the effect with a fob watch.



Photo by Lorraine Burdeu

Another young model dressed in Victorian black mourning dress complete with fan and veil was a

drawcard for our photographers, but we had Suzanne Edgeworth on hand for crowd control. It was an exceptionally good shoot for learning control of exposure in strong sunlight together with the black clothing. Members were encouraged to shoot in monochrome as well as colour.

Also to be thanked is the driver of the van who took our heavy gear and some of the more infirm members up the steep hill to where the shoot took place.

It was a great morning and we retreated to Andonis for a well-deserved lunch. *Margaret Kemmery*



Photo by Swarna Wijesker



Photo by Margaret Kemmery

COMING ACTIVITIES

**CLUB MEETING
7.15 PM WEDNESDAY 11 August**

ASTRO and LANDSCAPE PHOTOGRAPHY with CHARLES NIAUTOU



I'm Charles Niautou and photography has been part of most of my life, with the last 14 years has a professional photographer.

Photography has been a driving force for most of my life and I'm inspired to capture that astounding sunset, a magical Milky Way nightscape, or snapping a bird seconds from touching down.



On his website (<http://www.charlesphotoplace.com/>), Charles Niautou writes: I have a passion for mentoring people keen on learning how to capture inspiring images.

Suzanne Edgeworth

UPDATES

The **Annual General Meeting has been postponed** until 8 September. **Nominations for Vice President, Treasurer and Competitions Officer are welcome** as these positions will be vacated. Please advise Susan McCrory if interested at secretary@mgps.org.au

Also please **check that you are receiving the Club mailout emails**, if you have not been getting them would you please update your email address by sending your update to info@mgps.org Gary Silk

MEMBERSHIP FEES DUE


Members - As of 1 July, Memberships are due for renewal. A handful of members have renewed to date. Preferred renewal is via bank transfer - I do not like making physical deposits at the bank as it is via the ATM (with coin).

Could members please deposit to the Club bank account and add your Surname as reference. As we now meet physically regular fees are due, these being: Full \$50 / Concessional (Blue Card) \$25 / Spouse of FULL Member \$30 / Associate \$35 (U18)

Bank details: Mt Gravatt Photographic Society Inc BSB 064-118 Account 10054613

Thanks, *Chris Seen Treasurer*

New Club Polo Shirts (short and long sleeve)



SIZING CHART (measure across the front of chest of your most comfortable polo) The club is subsidising the cost to \$10 a shirt.

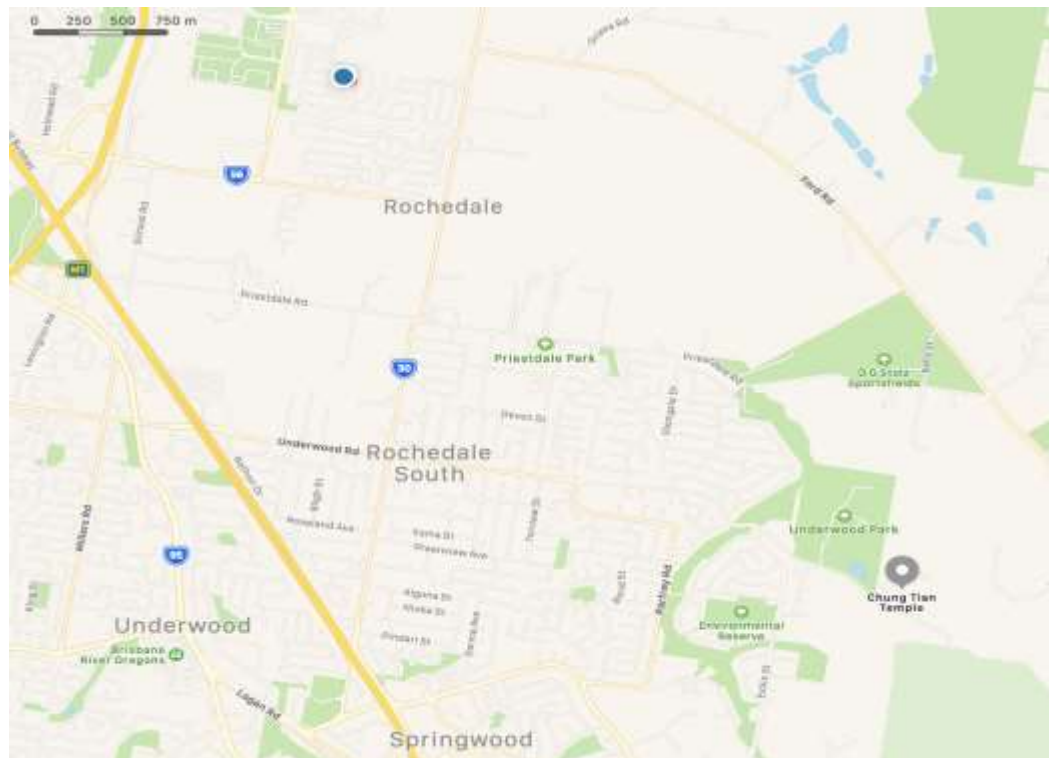
Short sleeve \$23, Long Sleeve \$28.50 after subsidy. **ORDERS** being taken now. Order form will be emailed and returned to the treasurer.

MENS CHEST MEASUREMENTS										
Sizes	2XS	XS	S	M	L	XL	2XL	3XL	5XL	7XL
Polo (measurement across shirt chest)	50	52.5	55	57.5	60	62.5	65	67.5	72.5	77.5
LADIES 1/2 CHEST MEASUREMENTS										
Sizes	L6	L8	L10	L12	L14	L16	L18	L20	L22	L24
Polo	42.5	45	47.5	50	52.5	55	57.5	60	62.5	65

JUNIOR 1/2 CHEST MEASUREMENTS

Sizes	4J	6J	8J	10J	12J	14J	16J
Polo	35	38	41	44	47	50	53

Monthly Photo Shoot Chung Tian Buddhist Temple	
Where to Meet	Chung Tian Buddhist Temple, 1034 Underwood Rd Priestdale Q 4127
Date	27 August 2021
Times	09:30 in the carpark
Challenge	<p>This month we have a special treat, I have booked a tour of the Chung Tian Temple in Priestdale commencing at 10:00 am. The guided tour will allow for photography both during and after the tour. Attendees will have the opportunity to photograph some beautiful gardens and eastern style architecture without travelling overseas! The Temple also has a vegetarian lunch at midday, cost around \$12.00. I recommend the lunch but bookings are essential. You will be able to stay in the grounds all afternoon. Check the website below for more information.</p> <p>http://www.chungtian.org.au/about-temple/</p> <p>If you have not seen this Temple before I can recommend it as a Photo location. The interior of some buildings are NO PHOTOGRAPHY ZONES</p>
Refreshments	Lunch at the temple if you book
Comments/ Safety	<p>NOTE this tour is subject to a minimum of eight people and I need to confirm numbers for both the tour and the lunch by the 10 August. Please confirm your attendance via the "Going" button in Facebook Event and msg me if you wish to book for lunch.</p>
Contact	<p>PLEASE BOOK EARLY</p> <p>Robert Vallance MGPS Facebook page, MGPS email, Mob 0409593728</p>



Honours from June People



A Helping Hand by Geoff Hui

In 2016 we did a tour of a shantytown in Cape Flats, South Africa. During the visit we saw and experienced many challenges confronting the locals in particular: crime; welfare; healthcare; education; social and political issues. This photo was taken when we visited a school and kindergarten. We tried to help a little by giving the school supplies of pens, colouring pencils, writing papers and books.

Camera Settings: Sony RX100, 28mm, f3.5, 1/30s, ISO 800, EV 0. The original was converted to B&W in Lightroom.



All Packed and Ready to go by Jackie Dawson

I planned an image of a little boy in old style clothing, (this time, my 2 ½ yr old grandson Lincoln).

He is such an old soul in a little boy's body. I often look at him and he makes me think of Tom Sawyer. He is a character for sure. I really wanted to capture "his old world style and swagger", so I planned ahead.

I set about finding an old leather newsboy hat and some suspenders. A set of trousers and suede boots added to my vision coming to fruition. I just happened to be at the markets, and I spotted some old suitcases. They were perfect!!!! Right there and then, I knew that I would use the old suitcases to finish my setup. After some haggling, I came home the proud owner of 5 very old suitcases.

My set up again was a simple black curtain to act as backdrop. Suitcases set on top of each other and my almost 60yr old "teddy". One studio light was set up in similar position to the side of the set. A white board used as a fill reflector once again.

All I needed was a little boy in suspenders and cap!!! And therein lay the problem.

Mr Lincoln did not want to model that day. He did not like his pants, his shirt, his suspenders, his hat, his socks, his boots, the teddy, the suitcases or the CAMERA. I am not even sure if he even liked me that day!

So, this image took me a little over two hours of solid bribing, encouraging, playing silly games, tickling and jokes to capture, not to mention that my lolly bottle was decimated at end of the shoot.

Again, I set a custom white balance in camera for the shoot and set up a colour profile in **Lightroom**. Basic adjustments were undertaken in **Lightroom** and dodge and burn enhancements in **Photoshop**. I also used a texture to alter the plain black background. A black brush was used to correct light spill on background.

Three Tulips by Sam Fernando

This photo was during the Toowoomba Flower Festival. The original photo had many tulips. I separated three flowers in **Photoshop** and applied a black background. I also tried a white background but did not like it. Basic editing all done in **Photoshop**.

Cannon 5D Mark 4 Lens: Canon 24-105 Focal length: 50 mm

Exposure: 1/50, f/9, ISO 800, Manual, Spot metering, Handheld




City Meets by Susan McGrory

The above image was taken during an outing in the city near the Story Bridge. Taken with my Nikon Z50 and the 16-50mm kit lens at 30mm f11, 1/640. It was edited in **Lightroom**.



Coral Cay Tern by Susan Chisholm

I took this photo on Lady Elliot Island where a small group of Black-naped terns were often down on the shore. It is a lovely bird and its white breast has a very pale pink bloom. I really wanted to show that. The light was in the right place and I lay down and slowly dragged myself and my camera over the uncomfortable coral towards the bird. It is so absorbing but nerve wracking trying to get close but not cause a bird to fly off. My camera was a Nikon D500 with 80-400mm lens. I used auto ISO and settings were ISO 320, 1/2000, f7.1. I used back button focus with continuous auto focus and burst mode. I applied standard tweaks in **Lightroom**.



A Present by Geoff Hui

We have a family of Superb Fairy-wrens that live in our backyard, one male and four females.

This particular afternoon two of the female wrens were foraging for food along our retaining wall. I watched them for a while catching insects and then they would return to their nest with their catch. This shot was taken when one of the wrens pulled out a grub from the bark mulch and showed it to the other wren. I love the facial expression on the other wren as to say "wow that's a nice catch".

Camera settings: Canon R5, EF100-400mm f4.5-5.6L IS II USM, EF Extender 1.4x III, @ 560mm, f8.0, 1/500, ISO 4000, EV 0. Processed in **Lightroom** and **Photoshop**.

Sawtooth Gang by Chris Seen

A fortunate photo taking advantage of an opportunity. I was leaving my daughter's house and next to where our car was parked were some shrubs and I noticed this assembly of Sawtooth Caterpillars. I had been taking photos at my grandson's birthday party, so my camera had the 24 - 70mm lens and the flash.

The judge presumed this was Macro but not so.

Initially I posted this on my personal **Facebook** page out of interest to identify the caterpillars and thanks to John North who somehow noticed it and contacted me.

John recognised some potential with the image and that it was appropriately in focus and made me aware that they were Sawtooth Caterpillars. With guidance from John I re-edited my original image and settled on the one submitted.

This was also submitted in PSQ Salon of Excellence where it rated an Acceptance. Testament to John's experience that he recognised an Honour in the making.



Bella Donna and Prima Donna by Jackie Dawson

Photography is all about learning, creating and evolving!!! I have always admired fine art photography, in particular the "painterly/Victorian" style portrait images depicting timeless beauty and elegance, and as such, it has been my penultimate dream to one day be able to achieve the ability to produce an image of such calibre.

I have recently began studying the use of studio lighting, and I must say, "I am hooked!" I have even bought my first set of studio lights and I am relishing in everything studio and everything portraiture. I am totally in my element and I am finally beginning to set my sights on becoming that photographer who can achieve the goal of producing timeless elegance in the form of fine art portrait photography.

So, I decided that the set subject of People was going to be my first "test run" on the road to

achieving my dream.

I put a lot of thought into what I wanted to create in my images. I wanted them to be very simplistic, minimalistic but elegant.

I am finding that I am constantly planning ahead of photo shoots now, and I tend to frequently write down ideas and concepts as they come to mind. I find that when I get an idea in mind, I set about planning and acquiring props etc in order to achieve the visions I have for my photo shoot.

I had already determined that I wanted to use my grandchildren for the set subject m People. My 7-yr old granddaughter Abbey loves her ballet, so I thought it only appropriate to buy a little pink tutu for a photoshoot of her. I also wanted her to model in a new Cinderella ballgown that I had purchased for the kids dress up corner a few months ago.

My setup consisted of a simple black curtain as a backdrop, a single kitchen chair and a single studio light set 45° to her front and side. I also used a simple white cardboard sheet to provide fill lighting on the reverse side.

In keeping with my minimalist vision for the image, I purposely posed Abbey in such a way as to have her not look directly at the camera. I feel that portraits, in which the model does not look directly at the camera, provide more interest, intrigue, mood and a sense of timelessness to the overall image.

The images were initially processed in **Lightroom** for basic white balance and colour profiling. **Photoshop** was used to add simple dodge and burn enhancements to dress detail. A basic texture overlay was applied to provide a painterly/aged effect to the image background.

I am pretty stoked with my first crack at fine art portraiture, and Abbey loves them as well!!!



Newsletter of the Mount Gravatt Photographic Society Inc. (MGPS)

PO Box 234 Mount Gravatt QLD 4122

President: Gary Silk

Newsletter Editor: Paul Mackay

Email: newsletter@mgps.org.au

Club meetings are held on the 2nd and 4th Wednesday of each month at St Bartholomew's Church Hall, corner of Logan Rd and Mountain St, Mount Gravatt.

Staying up to date:

For all the latest news on what's happening at the club and for news on other events and activities, you can;

- Join the Club's Facebook page – MGPS Members Group. Please ensure that your Facebook page is in the same name as your club membership to be eligible.
- Watch your inbox for regular club emails as well. If you are not receiving emails please let us know.

MGPS OBJECTIVES

The Mount Gravatt Photographic Society is a community-based non-profit camera club that is affiliated with the Photographic Society of Queensland (PSQ). The club was formed in February 1967 by a small group of enthusiastic amateur photographers. See

<http://www.mgps.org.au/club/about-mgps/club-history> for more details.

The Aims of Mount Gravatt Photographic Society:

- To foster a love of the art of photography amongst its members and in the community.
- To assist members with problems pertaining to photography.
- To achieve a more fruitful alliance between the beginner and the experienced photographer.
- To present lectures on photography for beginners.
- To arrange competitions both within the Society and with other bodies from time to time.

MGPS Officer Bearers 2021

EXECUTIVES

President	Gary Silk
Vice President	Ian Sweetman
Secretary	Susan McCrory
Treasurer	Chris Seen
Activities Officer	Suzanne Edgeworth
Competitions officer	Bruce McDonald
Newsletter Editor	Paul Mackay
Records Officer	Michael Mitchell
Member # 9	Andrea Ryan

OFFICERS

ZOOM officer	Rodney Topor
Activities Officer	Robert Vallance
Data Projectionist	Rodney Topor
Assistant Projectionist	Bruce McDonald
Digital Competitions	Tony White
Interclub Competition Officer	Suzanne Edgeworth
Assistant Treasurer	Wimal Kannangarra
Competitions Assistant 1	Trudi Aykens
Competition Assistant 2	Lekha Surawerra
Equipment Officer	Gary O'Shea
Librarian	Amanda Williams
Welcome Desk 1	Janet Rowe
Welcome Desk 2	Christine Jull
Welcome Door 1	Ian Hunter
Welcome Door 2	Joyce Metassa
PSQ Liaison	Sue Gordon
Website Coordinator	Kevin Dixon
Hunt and Shoot Coordinator	Sam Fernando
Catering Coordinator	VACANT

SUBGROUP COORDINATORS

Digital Group	Rodney Topor
Monochrome Group	Warren Veivers, Cheryl Zwart
Developers Group	Julie Geldard

Results from June Print Competition

Subject: Still Life *Judged by Richard Bassett*

B Grade Print				
Member name	Open Image	Set Image	Points	Points YTD
Amanada Williams		Honour	12	12
Susan McCrory	Credit	Merit	15	15
AB Grade Print				
Trudi Aykens	Credit	Merit	15	15
Dorothy Harkins	Honour	Credit	18	18
Janet Richardson	Credit	Credit	12	12
Robert Vallance	Merit	Credit	15	15
A Grade Print				
Geoffrey Hui	Merit	Honour	21	21
Bob Garnett	Credit	Credit	12	12
Hector Beveridge	Honour	Merit	21	21
Lekha Suraweera	Credit	Merit	15	15
Eligia Sword	Honour	Honour	24	24
Paul MacKay	Credit	Credit	12	12
Heidi Wallis	Credit	Merit	15	15
Susan Chisholm	Merit	Merit	18	18
Joyce Metassa	Merit	Credit	15	15
Roslyn Garnett	Merit	Honour	21	21
Liann Haaima	Merit	Merit	18	18
Swarna Wijesekera	Credit	Credit	12	12
Jackie Dawson	Honour	Honour	24	24

Images Awarded Merits or Honours will be displayed on the MGPS website - www.mgps.org.au/club/monthly-comps/winning-images

Contact the Records Officer records@mgps.org.au for any problems.

Information on how to submit your digital images can be found here:
<https://mgps.org.au/images/3.pdf>

Information on how to submit your print images when this is again possible can be found here:
<https://www.mgps.org.au/index.php/about/members-handbook>

Results from June Digital Competition: Subject: Still Life *Judge: Jenny Graff*

B Grade Digital				
Member name	Open Image	Set Image	Points	Points YTD
Shania Mitchell	Credit	Credit	12	12
Christine Jull	Merit		9	9
Susan McCrory	Credit	Credit	12	12
Margareta Dewilde	Credit	Honour	18	18
AB Grade Digital				
Trudi Aykens	Merit	Credit	15	15
Dorothy Harkins	Credit	Credit	12	12
Gary (Rick) O'Shea	Credit	Merit	15	15
Janet Richardson	Credit	Credit	12	12
Margaret Kemmery	Merit	Honour	21	21
Robert Macfarlane	Merit	Credit	15	15
Sharon Puata	Honour		12	12
Hazel Sempf	Credit	Honour	18	18
Lorraine Burdeu	Credit	Credit	12	12
Robert Vallance	Credit	Credit	12	12
Michael Mitchell	Merit	Merit	18	18
A Grade Digital				
Geoffrey Hui	Honour	Merit	21	21
Michelle Coles	Credit	Honour	18	18
Bob Garnett	Merit	Credit	15	15
Hector Beveridge	Credit	Credit	12	12
Chris Seen	Merit		9	9
Lekha Suraweera	Merit	Credit	15	15
Suzanne Edgeworth	Honour	Merit	21	21
Eligia Sword	Merit	Credit	15	15
Heidi Wallis	Honour	Credit	18	18
Sam Fernando	Merit	Credit	15	15
Susan Chisholm	Credit	Credit	12	12
Joyce Metassa	Credit	Credit	12	12
Mangala Jayasekera	Credit	Credit	12	12
Deanne Bale	Credit	Credit	12	12
Rosslyn Garnett	Merit		9	9
Jefferey Mott	Merit	Credit	15	15
Liann Haaima	Credit	Credit	12	12
Swarna Wijesekera	Merit	Credit	15	15
Cheryl Zwart	Merit	Honour	21	21
Priscilla Gibbs	Credit	Credit	12	12
Jackie Dawson	Honour	Honour	24	24

CLUB COMPETITION SCHEDULE 2021

Set subject	Entries due	Judging date	Description
High key	25 Aug	22 Sept	These images possess a range of whites and light tones thereby minimising the mid-tones and blacks. High key lighting in your photos results in the mid-tones or mid-range tones becoming white. The whites, meanwhile, become whiter. Blacks may still exist, but these will be minimal.
Looking up	22 Sept	27 Oct	The image must be taken to show a scene which lies above the photographer. An image of someone looking up will only be acceptable if that person/s are above the photographer.
Altered reality	27 Oct	24 Nov	The creative alteration of an image, or the combination of more than one image into a single element, either in-camera or through the use of editing software.
Annual	10 Nov	8 Dec	Refer to MGPS website competition page or <i>Member handbook</i> number 6.1 page 11.
Open	8 Dec 2021	26 Jan 2022	An image of any subject or genre

New Rules for monthly print competition entries

Members are alerted to a new option for the monthly print competition.

All grades will now be able to submit **unmounted** prints for both Open and Set subjects. Previously this option was only available for B graders.

The club has acquired some robust sleeves that can be used for protecting prints. Just bring your prints to the regular meeting and slide it into one of the available sleeves.

Make sure the back of the print is marked with your competition number, whether it is the open or set category, the title and an arrow pointing to the top. You should use a soft marker to avoid creating an indentation on the front of the print.

Note that the document (print) **size is limited to a maximum of A3** while the **minimum size for all grades is 10x8**. B graders should be aware that this is a new minimum size for their prints.

Members with serviceable, reusable mounts may continue to use these but please note that the maximum unmounted print should be 16x20.


Please also note that the "COVID induced" wrapping of your entries that we introduced last year is no longer required but the practice of submitting a digital version of your print entry is still required.

Competitions officer, Bruce McDonald

Some photo competitions

Thanks to Rob Vallance for compiling this information

Top Australian Photography Competitions for Amateurs ...

 <https://sunstudiosaustralia.com/sunroom/3-top-australian-photography-competitions-for...>



<https://photocontestdeadlines.com/photo-contests-closing-soon/>

Photographer of the Year 2021 - Australian Photography

 <https://www.australianphotography.com/poty>

Comp's | Ted's Cameras

 <https://www.teds.com.au/photo-competition>

Photo competition—2022 Australian Weather Calendar

 www.bom.gov.au/calendar/contest/

Photo competitions - Australian Photography

 <https://www.australianphotography.com/competitions>


MOSMAN PHOTOGRAPHY AWARDS 2021

Deadline: 1 August 2021

Website: <https://mosmanphotographyawards.format.com/>

ENTER CONTEST

Australian Photographic Society

 <https://a-p-s.org.au>

2021 Crikey Magazine Photography Competition - Australia Zoo

 <https://www.australiazoo.com.au/photography-competition/>

Australian Photography Awards

 <https://www.australianphotographyawards.com.au>

MGPS MARKET PLACE

You can advertise relevant items for sale or items wanted here. Just email newsletter@mgps.org.au